

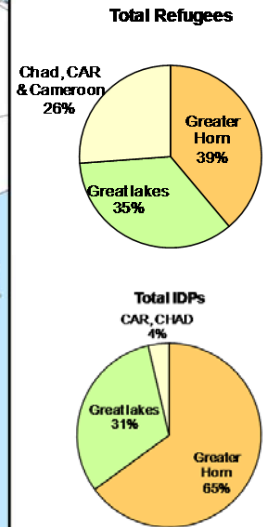
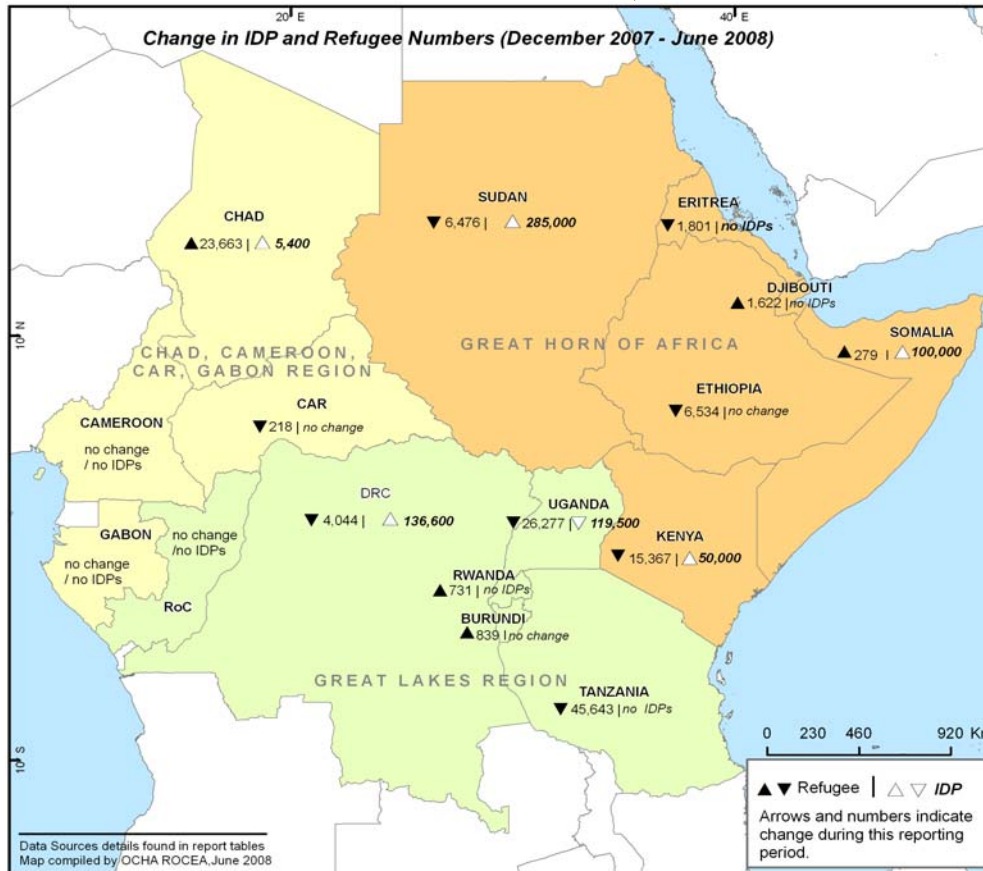


## Introduction

This report contains updated information and numbers on Refugees and IDPs in the Central and East African Region.

## Internally Displaced Persons (IDPs)

The number of Internally Displaced Persons (IDP) in the CEA Region as of the end of June 2008 is estimated at **10.5 million** people, an increase of over **421,500** people since January 2008, when the IDP population was estimated to be **10.0 million**<sup>1</sup>.



## Displacement

There are multiple and intertwined drivers behind displacement in the CEA region.

- Intensified conflict over the last six months has resulted in an increase in the number of new displacements;
- Climatic shocks and slow-onset emergencies such as drought.

## Return

Scarcity of resources and instability create a complex set of challenges to return processes.

- Lack of access to land and basic services including food and shelter. Most return areas in countries such as in Burundi, Uganda, Rwanda and Kenya are already densely populated;
- Lack of stabilized peace and reconciliation. Countries such as Burundi, Uganda, Somalia, and Sudan are experiencing delays in implementation of peace deals.

## Challenges to the response

Humanitarian action is hampered by insecurity and lack of access; ongoing conflict and the impact of soaring food prices. The last six months have also seen an increase in targeted attacks on humanitarian workers and looting of relief supplies especially in Somalia, Sudan, Chad, Burundi and CAR.

- Renewed armed conflict in 2008 has led to a displacement of 136,600 persons in eastern **Democratic Republic of Congo (DRC)**. Armed attacks between dissident Laurent Nkunda's *Congres National pour la Defense du Peuple (CNDP)* and Congolese Army (*Forces Armees de la Republic Democratique du Congo - FARDC*), led to the displacement of more than 200,000 people in North Kivu alone.
- There are no more IDPs in **Eritrea**. The Government has resettled all the 11,000 IDPs from Dedub camp by mid-2008.

<sup>1</sup> In the OCHA ROCEA Displacement Report Issue 2 [June 2007-December 2007], overall IDP population in the CEA Region as at end of December 2007 was estimated as between 9.2 and 9.7 million, as the figure given for IDPs in Uganda (1,310,000) omitted the 526,300 former Ugandan IDPs who had moved to their ancestral homes. The Humanitarian planning figure at the beginning of 2008 was however 1,842,500, taking into account the IDPs in ancestral homes as these continued to rely on humanitarian assistance, hence deemed IDPs

- While there are reports of conflicts in the Somali and Oromiya regions of **Ethiopia**, the lack of access has hindered verification of the actual numbers of IDPs. Humanitarian actors in Ethiopia however continue to adopt a planning range of between 200,000 and 300,000 IDPs in the country.
- In **Kenya**, an estimated 500,000<sup>2</sup> people were displaced as of January 2008 as a result of violence that erupted after the December 2007 general elections. This figure is on top of over 350,000 protracted IDPs living in different parts of the country. The present IDP planning figure for Kenya is between 300,000 and 600,000;
- On-going fighting between the Ethiopian/Transitional Federal Government (TFG) forces and ICU insurgents in **Somalia** escalated, causing civilian casualties and displacements predominantly in Mogadishu and Afgooye. Al Shabab militias also continue to gain territory in some of the central regions of Somalia. Total displacement in Somalia is estimated to be 1.1 million people, over 100,000 persons above the humanitarian planning figure from the end of 2007. Displacement from Mogadishu alone, since the beginning of 2008 is around 112,800<sup>3</sup>.
- Over 5 million **Sudanese** remain internally displaced in 2008, representing 14% of the entire population<sup>4</sup>. Of these, 180,000 were displaced in Darfur during the first five months of 2008<sup>5</sup>. Also included in this figure are the 50,000 IDPs newly displaced in Abyei region in Southern Sudan, following conflict on 13 and 14 May 2008.<sup>6</sup> A comprehensive monitoring programme has not been implemented country wide to monitor IDPs.
- In **Uganda**, despite the lack of a conclusion to the Juba process, improved security across the northern Uganda region has prompted steady population movements out of IDP camps into either ancestral homes or transit sites. Latest planning estimates at the beginning of May 2008 approximate the total number of IDPs in Uganda (Acholi, Teso and Lango regions) at 1,723,020<sup>7</sup>, which figure includes 591,020 IDPs in camps, 372,000 in transit sites and 760,000 residing in their villages of origin. The overall IDP population in **Uganda** has therefore reduced by 119,500. An estimated 309,980 people have moved out of the IDP camps into either transit sites or villages of origin.

<sup>2</sup> OCHA Kenya, Humanitarian Update, February 2008. Of the newly displaced (500,000), 320,000 lived in 296 camps established by the Kenya Red Cross Society (KRCS) with the support of the Kenya government

<sup>3</sup> OCHA Somalia, June 2008

<sup>4</sup> 2008 Sudan Workplan

<sup>5</sup> Out of the estimated 4.25 million conflict-affected people in Darfur, 2.45 million are internally displaced

<sup>6</sup> OCHA Southern Sudan, 'Abyei Displacement', Situation Report No. 18, 20-27 June 2008

<sup>7</sup> OCHA Kampala/ IASC in Uganda – Population Factsheet May 2008

## Refugees

The refugee population on the other hand has reduced by **79,226** people during the last six months, with current estimates of registered refugees in the CEA region standing at **1,877,725** people.

Although several repatriation programs strive to return refugees to home country, several countries in the region struggle with volatile security conditions: Chad, Central African Republic (CAR), eastern DRC, Somalia and Sudan (Darfur). The following highlights some of the dynamics in the region, with tables detailing the breakdown per country.<sup>8</sup>

- **Chad** reported an increase of over 11,300 refugees from CAR, and over 12,000 from Sudan, following renewed conflict in the latter countries;
- Conversely, in **Sudan**, West Darfur Region, the number of Chadian refugees increased by over 7,000 people (13%);
- The **DRC** refugee population increased by nearly 700 in Burundi and nearly 1,400 in Rwanda. Rwandese refugee population in DRC reduced by nearly 3,500 individuals.
- In **Eritrea**, the Ethiopian refugee population decreased by 96% (74 remaining Ethiopians), whereas in Ethiopia, the Eritrean refugee population increased by 11%
- The recent increase of violence in **Somalia** has led to an influx of refugees into neighbouring countries: Kenya (more than 16,000), Ethiopia (more than 1,400) and Djibouti (more than 1,600)
- Although **Kenya** acts as a host to more than 250,000 refugees from many CEA countries, recent post-election violence resulted in nearly 2,400 Kenyan refugees in Uganda.
- In **Sudan**, Eritrean refugees reduced by 11,680 and Ethiopian reduced by 2,494. Sudanese refugees in Ethiopia reduced by more than 11,000. Repatriations to Southern Sudan and Blue Nile States have seen a significant increase with UNHCR indicating that close to 290,000 registered Sudanese refugees have repatriated under the organised voluntary repatriation operation launched after the signing of the Comprehensive Peace Agreement in December 2005<sup>9</sup>.
- In **Tanzania**, the Burundian refugees under UNHCR assistance programmes reduced by over 34,000 persons. A further 215,000 Burundian refugees from the 1972 caseload continue to live in settlements, with 80% of them preferring naturalisation in Tanzania and only 20% expressing interest to return to Burundi<sup>10</sup>.

<sup>8</sup> Latest statistics as provided by respective UNHCR Country Offices

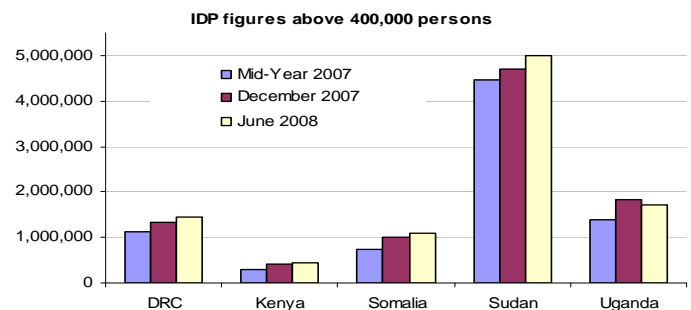
<sup>9</sup> UNHCR Khartoum, 'Sudan Operations at a Glance', 31 May 2008

<sup>10</sup> UNHCR, Tanzania, Factsheet, May 2008

Internal Displacement (IDPs) Context/Summary

CEA Countries with above 400,000 IDPs				
COUNTRY <sup>11</sup>	Planning figure <sup>12</sup>		Causes of Displacement	General Trends (Increase/Decrease)
	December 2007 <sup>13</sup>	June 2008		
DRC	1,317,900	1,454,500 <sup>14</sup>	Violent attacks between dissident Laurent Nkunda's Congres National pour la Defense du Peuple (CNDP) and Congolese Army (Forces Armees de la Republic Democratic du Congo (FARDC). The majority of the IDPs are located in eastern provinces, with 64% in North Kivu (854,000) and 27% (over 348,780) in South Kivu.	Net increase by 136,600; returns and displacement on-going
Kenya	250,000-600,000	300,000-600,000 <sup>15</sup>	Inter-communal conflicts; resource based including unresolved land disputes, natural hazards, and election related conflict,	Verification exercise to establish displacement figures countrywide; still pending.  Current planning figure raised by 50,000 to accommodate the remaining post-December 2007 election related displacements.
Somalia	1,000,000	1,100,000 <sup>16</sup>	Civil War, fighting between the Ethiopian/Transitional Federal Government (TFG) forces and ICU insurgents, with militias continuing to gain territory in some of the central regions resulting in massive civilian casualties and displacements.	Increase by 100,000 due to intensified conflict in early 2008.
Sudan	4,715,000 <sup>17</sup>	5,000,000 <sup>18</sup>	Increased incidents of insecurity especially in Darfur, ranging from violent attacks by armed rebel groups on civilians, in addition to armed clashes mainly between Government and rebels in West Darfur, and between rival tribes in South Darfur. Conflict also reported in Abyei (south) region in early 2008.	Increase of 285,000 due to expanded country wide monitoring.  Over 180,000 new displacements were reported in Darfur during the first five months of 2008, while 50,000 were displaced in Abyei in 2008.
Uganda	1,842,500 <sup>19</sup>	1,723,000 <sup>20</sup>	Violent operations by the Lord Resistance Army (LRA) in Northern Uganda. However, in Teso area displacements are largely due to the criminal activities of the Karamajong.	Decreased by 119,500 people, with more than 309,980 persons moving out of IDP camps into transit sites and ancestral homes.

Graph shows IDP trends over the last 1.5 years



<sup>11</sup> Countries in the CEA region with no IDPs: Rwanda, Tanzania, Gabon, Cameroon, Djibouti, Sao Tome and Principe and Equatorial Guinea

<sup>12</sup> Figures have been rounded to the nearest 100. The mean of the lower and upper limit of the total IDP population was used for conclusions and analysis

<sup>13</sup> OCHA RO-CEA Displaced Populations Report, July-December 2007, Issue 2

<sup>14</sup> UNHCR Branch Office, Kinshasa, June 2008

<sup>15</sup> OCHA Kenya/Kenya Red Cross, May 2008

<sup>16</sup> OCHA Somalia, Sitrep, June 2008

<sup>17</sup> Previous figure of 4,715,000 was a rough estimate by UNHCR and did not include figures from all regions.

<sup>18</sup> UNHCR Khartoum, UN Sudan Workplan, May 2008

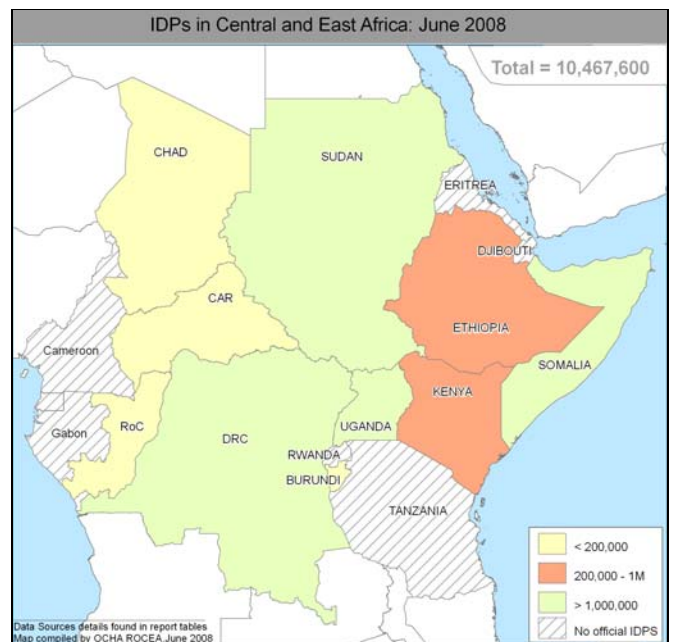
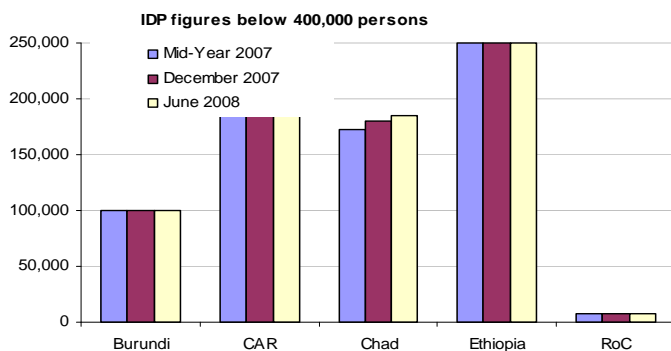
<sup>19</sup> Refer to Footnote 1. above for explanation on new figure

<sup>20</sup> IASC Working Group in Uganda, May 2008

IDPs Context/Summary..... Cont'd

CEA Countries with below 400,000 IDPs				
COUNTRY	Planning figure		Causes of Displacement	General Trends (Increase/Decrease)
	December 2007 <sup>21</sup>	June 2008		
Burundi	100,000	100,000 <sup>22</sup>	Insecurity arising out of previous ethnic tensions, in addition to clashes between government forces and rebel Palipehutu FNL troops; most recent clashes reported in early 2008	No reported change in figures since OCHA assessment of June 2005.
CAR	197,000	197,000 <sup>23</sup>	Displacements due to banditry and violent clashes between government troops and armed militia; most recent conflict in early 2008	No reported change in figures since UNHCR assessment of Jan 2008.  However insecurity in early 2008 resulted in displacement; yet to be verified.
Chad	179,900	185,300 <sup>24</sup>	Inter-ethnic conflicts between government forces and rebel groups and rebel attacks against civilian supplies.	Increase by 5,400 following clashes in N'djamena in early 2008
Eritrea	11,000	0 <sup>25</sup>	Previous protracted displacement as a result of conflict and natural disasters	No IDPS. 11,000 resettled or returned to existing communities by the government
Ethiopia	200,000 - 300,000	200,000 - 300,000	Natural hazards, inter-ethnic conflicts; counter-insurgency attacks especially in the Somali region.	No reported change in figures since 2007, UNHCR assessment.  Scale and status of displacement remains unpublished due to government regulations.
Republic of Congo (RoC)	7,800	7,800	Protracted caseload following civil war in the 1990s	No update on figures since government estimate, 2006
<b>GRAND TOTALS</b>	<b>9,821,100-10,271,100</b> <b>mean: 10,046,100</b>	<b>10,267,600-10,667,600</b> <b>mean: 10,467,600</b>	Hotspots in first half of 2008 include Somalia, DRC, Sudan and Kenya, where heightened conflicts led to civilian casualties and new displacements.	Overall IDP <b>Increase by over 421,500</b> people since January 2008.

Graph shows IDP trends over the last 1.5 years



<sup>21</sup> OCHA RO-CEA Displaced Populations Report, July-December 2007, Issue 2

<sup>22</sup> UNHCR Burundi, Briefing Paper, May 2008

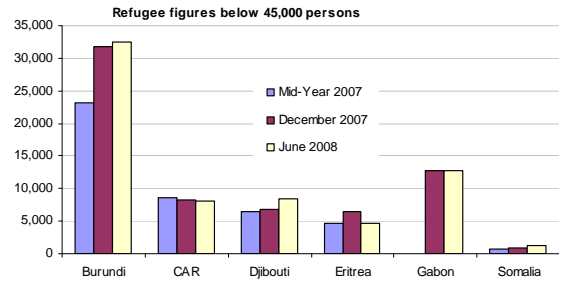
<sup>23</sup> UNHCR Bangui, Factsheet, June 2008

<sup>24</sup> CNAR/UNHCR Protection and OCHA (Abeche), June 2008

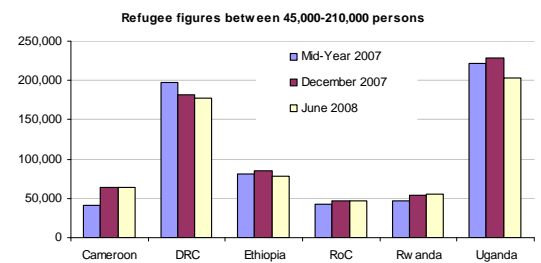
<sup>25</sup> OCHA Eritrea, June 2008

**TOTAL REFUGEES BY HOST COUNTRY, CEA REGION, JUNE 2008**

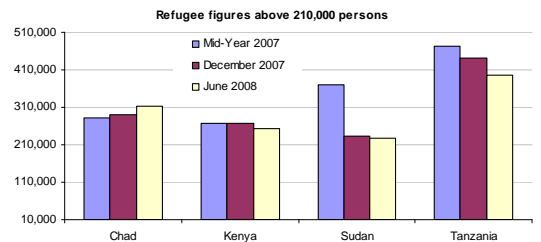
Refugee figures below 45,000 persons			
COUNTRY	December 2007 <sup>26</sup>	June 2008	General Trends (Increase/Decrease)
Burundi	31,707	32,546 <sup>27</sup>	Increase by 839; influx from both DRC and Rwanda
CAR	8,271	8,053 <sup>28</sup>	Decrease by 218; slow returns to Sudan and Chad, countered by influx from DRC
Djibouti	6,871	8,493 <sup>29</sup>	Increase by 1,622; influx from Somalia
Eritrea	6,445	4,644 <sup>30</sup>	Decrease by 1,801; primarily of Ethiopians
Gabon	12,700	12,700	<i>No update</i>
Somalia	901 <sup>31</sup>	1,180	Increase by 279; influx from Ethiopia



Refugee figures between 45,000 – 210,000 persons			
COUNTRY	December 2007	June 2008	General Trends (Increase/Decrease)
Cameroon	64,147	64,147	<i>No update</i>
DRC	181,434	177,390 <sup>37</sup>	Decrease by 4,044; especially among the Angolan, Rwandan, Burundi, and Ugandan populations.
Ethiopia	85,184	78,650 <sup>38</sup>	Decrease by 6,534; returns to Sudan countered by new influx from Eritrea and Somalia
Republic of Congo (RoC)	46,855 <sup>39</sup>	46,855	<i>No update</i>
Rwanda	54,199	54,930 <sup>40</sup>	Increase by 731; influx from Eastern DRC (Kivus)
Uganda	228,978 <sup>41</sup>	202,701 <sup>42</sup>	Decrease by 26,277; returns of Sudanese and Somalia, and notable influx in DRC, Rwanda, Ethiopia, Burundi, Kenya and other populations



Refugee figures above 210,000 persons			
COUNTRY	December 2007	June 2008	General Trends (Increase/Decrease)
Chad	288,731	312,394 <sup>32</sup>	Increase by 23,663; influx from CAR and Sudan
Kenya	267,728	252,361 <sup>33</sup>	Decrease by 15,367; influx from Somalia combined with reduction in Rwandan, Burundian, Ugandan, Ethiopian, Sudanese, DRC, RoC and Eritreans
Sudan	232,729	226,253 <sup>34</sup>	Decrease by 6,476; returns to Eritrea and Ethiopia, countered by an influx from Chad
Tanzania	440,071 (of which 217,396 UNHCR assisted new caseload)	394,428 <sup>35</sup> (of which 179,428 UNHCR assisted new caseload)	Decrease by 45,643; returns of Burundians, Somali and DRC populations
<b>GRAND TOTALS</b>	<b>1,956,951<sup>36</sup></b>	<b>1,877,725</b>	<b>Net decrease of 79,226 refugees</b>



<sup>26</sup> OCHA RO-CEA Displaced Populations Report, July-December 2007, Issue 2

<sup>27</sup> UNHCR Burundi Factsheet, 30 June 2008

<sup>28</sup> UNHCR Bangui, June 2008

<sup>29</sup> UNHCR Djibouti Factsheet, June 2008

<sup>30</sup> OCHA Eritrea, June 2008

<sup>31</sup> Previously quoted figure of 650 refugees corrected by UNHCR Somalia in June 2008

<sup>32</sup> CNAR/UNHCR Protection; OCHA Chad, 31 May 2008

<sup>33</sup> UNHCR Branch Office for Kenya, Factsheet, June 2008

<sup>34</sup> UNHCR Khartoum Factsheet, 31 May 2008

<sup>35</sup> UNHCR Tanzania Factsheet, 31 May 2008, Figure includes the 215,000 old Burundian caseload living in settlements

<sup>36</sup> Total adjusted to incorporate updates of 2007 caseloads for Kenya and Somalia, not reflected in Issue 2

<sup>37</sup> UNHCR Kinshasa Factsheet, June 2008

<sup>38</sup> UNHCR Regional Liaison Office for Africa (RLO), Addis Ababa, Factsheet, 31 May 2008

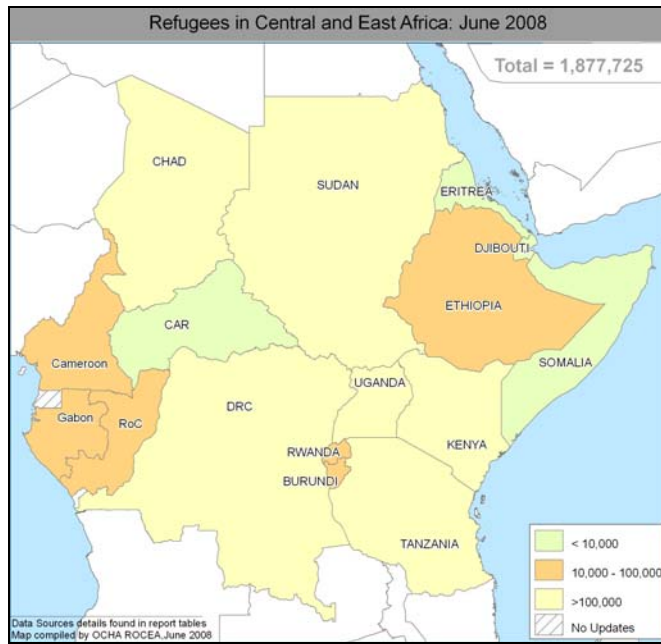
<sup>39</sup> Figure includes 4,809 asylum seekers, UNHCR Factsheet, 25 October 2007

<sup>40</sup> UNHCR Kigali Factsheet, June 2008

<sup>41</sup> Less, 3,161 urban refugees included in December 2007 Statistics

<sup>42</sup> OCHA/UNHCR Kampala, May 2008

Displaced Populations Report - OCHA ROCEA



Breakdown of Refugees by Country of Origin, in CEA Region As of June 2008, UNHCR			
Host Country	Country of Origin	Dec-07	Jun-08
Burundi	DRC	31,377	31,904
	Rwanda	294	609
	Others	36	33
Cameroon	CAR and Others	64,147	64,147
CAR	DRC	1,827	2,311
	Sudan	4,244	3,718
	Chad	1,625	1,454
	Others	575	570
Chad	CAR	46,176	57,478
	Sudan	242,555	254,916
Djibouti	Somalia	6,198	7,820
	Ethiopia	580	580
	Eritrea	89	90
	Sudan	4	3
DRC	Angola	113,160	112,680
	Rwanda	33,276	29,814
	Burundi	17,685	17,602
	Uganda	13,912	13,905
	Others (Sudan, RoC,CAR)	3,401	3,389
Eritrea	Somalia	4,210	4,435
	Ethiopia	2,102	74
	Sudan	133	135
Ethiopia	Sudan	37,011	25,993
	Eritrea	20,457	23,036
	Somalia	24,907	26,324
	Others	2,809	3,297
Gabon	RoC and others	12,700	12,700
Kenya	Somalia	194,420	210,499
	Tanzania	3	3
	Rwanda	2,498	367
	Burundi	1,270	199
	Uganda	2,807	502
	Djibouti	0	2
	Ethiopia	18,119	10,398
	Sudan	45,261	29,360
	Congolese	2,674	904
	Namibia	1	1
Eritrea	675	126	
RoC	DRC and Others	46,855	46,855
Rwanda	DRC	50,683	52,070
	Burundi and Others	3,516	2,860
Somalia	Ethiopia and Others	901	1,180
Sudan	Eritrea	168,900	157,220
	Chad	45,000	52,030
	Ethiopia	13,494	11,000
	CAR	2,500	2,500
	Others (Somalis, DRC)	2,835	3,503
Tanzania	DRC	97,099	93,736
	Burundi	118,043	83,705
	Somalia	2,059	1,792
	Others	195	195
	Burundi – 1972 caseload	222,675	215,000
Uganda	Sudanese	156,996	124,172
	DRC	37,547	42,323
	Rwanda	17,688	21,662
	Ethiopia	116	817
	Burundi	2,178	3,247
	Kenya	0	2,392
	Somalia	14,167	6,687
Others	286	1,401	

**Disclaimer:** The information in this document is consolidated from public reports and briefings from field offices and are subject to change. These data do not claim to be exhaustive or fully verified.

UNITED NATIONS OFFICE FOR THE COORDINATION OF HUMANITARIAN AFFAIRS (OCHA) REGIONAL OFFICER FOR CENTRAL AND EAST AFRICA

OCHA House Gigiri Crescent  
Off UN Avenue  
P.O. Box 30218-00100  
Nairobi, Kenya

For further information, please contact  
Phone: +254-20-7622166  
Fax: +254-20-7622632/7622895  
E-mail: roceainfo@un.org  
http://ochaonline.un.org/rocea